

C'Nano
THE NANOSCIENCE MEETING

Positiers
March, 15, 16 and 17

2023



Sciencesconf & AzurColloque Tutorial for Registration & Payment

3-Step Procedure



Preliminary Step : create an account on www.sciencesconf.org

The screenshot shows the homepage of sciencesconf.org. The header features the site logo and navigation links. A dropdown menu is open under the 'Login' button, with the 'Create account' option highlighted by an orange box. An orange arrow points from the text 'Create a sciencesconf account' to this box. The main content area includes a welcome message, a search bar, and a 'Create your conference' button. A small image of a lecture hall is also visible.

Create a sciencesconf account

Step 1: connect to your account on cnano2023.sciencesconf.org and fill the registration form

MAIN MENU

- Home
- General Information
- Access
- General Program
- Thematic sessions
- Invited speakers ▾
- Posters List & Abstracts
- Organizing & scientific committees ▾
- Special Sessions ▾
- PEPR Electronics Kick Off Meeting
- Sponsoring
- Registration
- Abstract ▾
- Social Events
- PhD Thesis Awards
- C'Nano

MY SPACE

- My Space
- My submissions
- My registration**

MY REGISTRATION > MY REGISTRATION

(* : Required fields)

Email address * :
Enter your email address
julie.carimalo@cnrs.fr

Login :
Choose a user login for the Sciencesconf.org platform
julie.carimalo

Lastname * :
Carimalo

Firstname * :
Julie

Default language of the website :
All the texts of the interface (home, menu, content) will be posted in the selected language
French

French
English

Employer * :

Participant status * :

If you selected "other statut", please specify below :

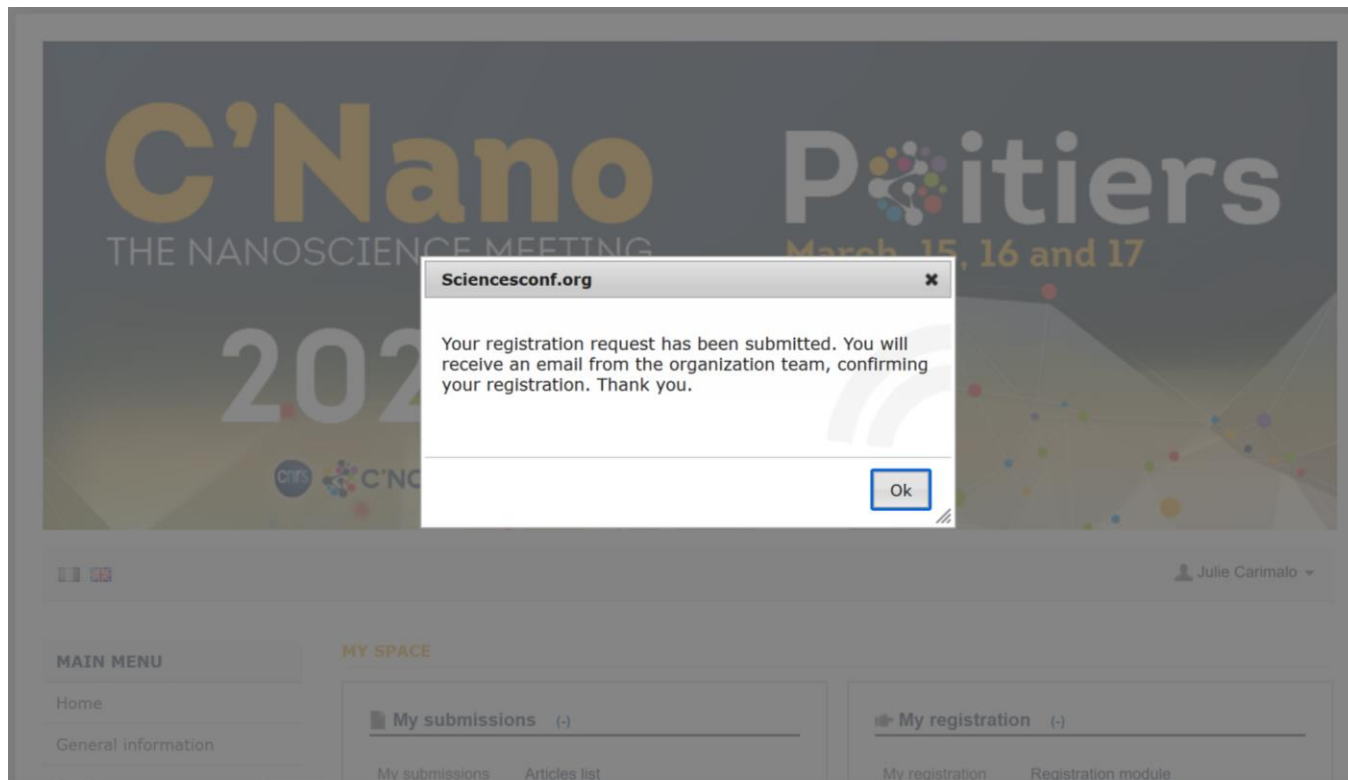


Please indicate your professional email
(NO gmail/yahoo, etc.)



Your sciencesconf login

Go to « Register »
to fill the form

Step 1: connect to your account on cnano2023.sciencesconf.org and fill the registration form



Step 1: connect to your account on cnano2023.sciencesconf.org and fill the registration form

<p>cnano2023 <cnano2023@sciencconf.org> Aujourd'hui, 15:43</p> <p>Répondre à tous v</p> <p>Boîte de réception</p>  <p>C'Nano 2023: The C'Nano Meeting 15-17 mars 2023, Poitiers (France)</p> <p>(in English below)</p> <p>Bonjour</p> <p>Merci d'avoir complété le formulaire d'inscription sciencesconf à la conférence C'Nano 2023. Un deuxième e-mail vous avertira de la validation de cette première étape de votre inscription. En attendant, vous pouvez retrouver ci-dessous les informations renseignées. Vous pouvez également apporter des modifications en vous connectant au site https://cnano2023.sciencesconf.org.</p> <p>Cordialement,</p> <p>Le comité d'organisation de cnano2023 https://cnano2023.sciencesconf.org</p>	<p>cnano2023 <cnano2023@sciencconf.org> Aujourd'hui, 15:44</p> <p>Répondre à tous v</p> <p>Boîte de réception</p>  <p>C'Nano 2023: The C'Nano Meeting 15-17 mars 2023, Poitiers (France)</p> <p>(in English below)</p> <p>Bonjour</p> <p>Votre inscription sur la plateforme sciencesconf à la conférence C'Nano 2023 a bien été prise en compte. Pour finaliser votre inscription, merci de procéder au paiement sur la plateforme Azurcolloque CNRS en 2 étapes :</p> <ol style="list-style-type: none">1) Pré-inscription sur la plateforme Azurcolloque sur ce lien2) Finalisation et paiement de votre inscription sur ce lien <p>Pour vous aider dans ces différentes étapes, n'hésitez pas à consulter le tuto mis à votre disposition sur cette page ou à nous contacter.</p> <p>Cordialement,</p>
--	--

1st confirmation e-mail: [cnano2023] Request for sciencesconf registration (1st step)

2nd confirmation e-mail: [cnano2023] Confirmation of your sciencesconf registration (1st step)

Step 2: pre-register on CNRS Azurcolloque Payment Platform

<https://www.azur-colloque.fr/DR02/inscription/preinscription/167>

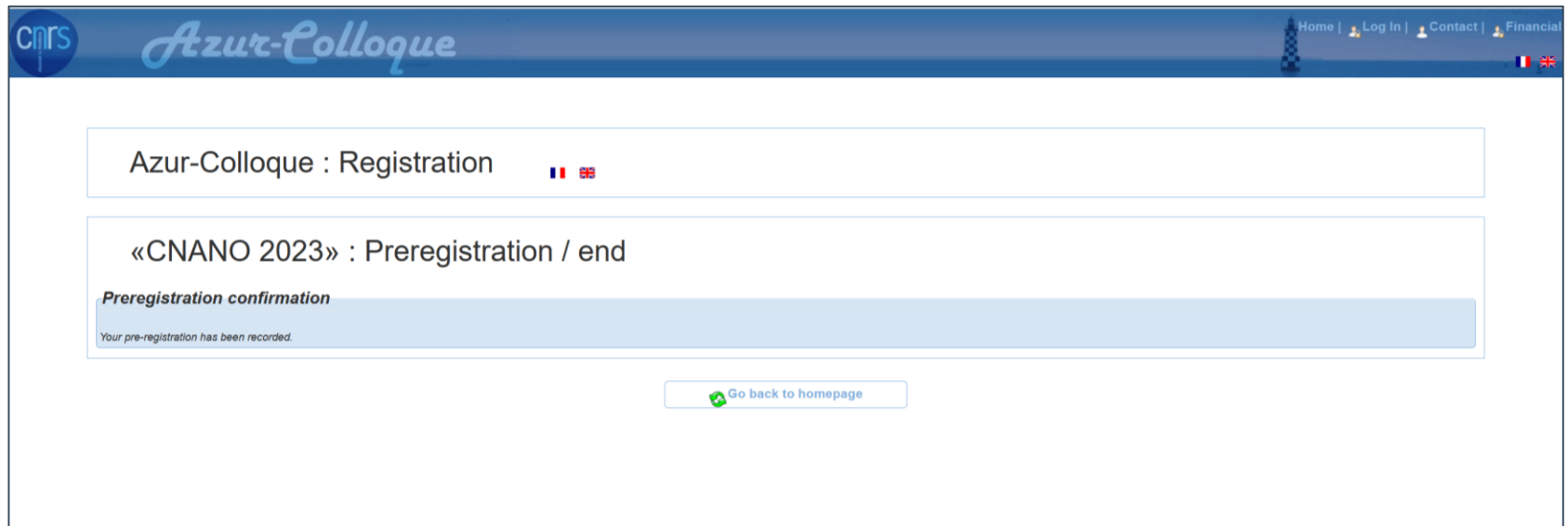
The screenshot shows the registration form on the Azur-Colloque website. The form is titled «CNANO 2023»: Registration / desired rate. It is divided into several sections:

- Personal data:** Includes fields for Gender (Mr/Ms), Last name, First name, E-Mail, Department/Unit, Organization's name, City, and Country. The E-Mail field is highlighted with a red box and a red arrow pointing to the annotation "Please, use your professional email". The Organization's name field is highlighted with an orange box and an orange arrow pointing to the annotation "Please indicate here the name of your employer".
- Price range:** Includes a dropdown menu for Category (Academics, Students/PhD students, Industrial, Guest, Organizers) and a checkbox for Extras (Contribution financière au Gala Dinner du 16/03/2023 : 48 €). The Extras checkbox is highlighted with a red box and a red arrow pointing to the annotation "Please, do NOT select if you are an invited participant".
- Buttons:** Includes "Clear", "Next", and "Give up and go back to homepage". The "Next" button is highlighted with an orange box and an orange arrow pointing to the annotation "Clicking here validates your pre-registration request".

Additional annotations include a yellow warning triangle on the left and right sides of the form.

* The Azurcolloque platform does not work well with gmail adresses in particular

Step 2: pre-register on CNRS Azurcolloque Payment Platform



The screenshot shows the Azur-Colloque website interface. At the top, there is a blue header with the CNRS logo on the left and navigation links (Home, Log In, Contact, Financial) on the right. Below the header, the main content area displays a confirmation message in a light blue box. The message reads: "Azur-Colloque : Registration" with French and English flags, followed by "«CNANO 2023» : Preregistration / end". Below this, a section titled "Preregistration confirmation" contains the text "Your pre-registration has been recorded." At the bottom of the message box, there is a button with a green checkmark icon and the text "Go back to homepage".

You will receive a receipt of your pre-registration request on Azurcolloque platform (see next slide)

Step 2: pre-register on CNRS Azurcolloque Payment Platform

AzurColloque DR02 dr02 - Thank you for your pre-registration to the "The Nanoscience Meeting"



no-reply@azur-colloque.fr
Aujourd'hui, 13:03

🔄 Répondre à tous | ▼

Boîte de réception



Éléments d'action



Hello,

Thank you for your pre-registration to the « The Nanoscience Meeting » was validated.
Once it is validated, by the conference committee, you will receive a notification allowing you to complete your registration.

Best regards,

**Receipt confirmation of your pre-registration request on Azurcolloque platform
You will then receive an email confirming your pre-registration (see next slide)**

Step 2: pre-register on CNRS Azurcolloque Payment Platform

AzurColloque DR02 dr02 - Thank you for your pre-registration to the "The Nanoscience Meeting has been validated by the organizer.



no-reply@azur-colloque.fr
Aujourd'hui, 13:04

↻ Répondre à tous | ▼

Boîte de réception

Hello,

Thank you for your pre-registration to the "The Nanoscience Meeting", from 15/03/2023 to 17/03/2023 has been validated by the organizer. To validate your registration, thank you to connect on the site https://www.azur-colloque.fr/DR02/inscription/preinscription_validation/167/fr and complete your registration.

Best regards,

CARIMALO Julie

**Email confirming your pre-registration
+ link to finalize your registration and fees payment**

Step 3: confirm and pay your registration on CNRS Azurcolloque Payment Platform

https://www.azur-colloque.fr/DR02/inscription/preinscription_validation/167

The screenshot shows the registration page for Azur-Colloque. At the top, there is a navigation bar with the CNRS logo, the 'Azur-Colloque' brand name, and links for 'Accueil', 'Connexion', 'Contact', and 'Gestion'. Below this, the page title is 'Azur-Colloque : Inscription' with language selection icons for French and English. The main content area is titled '«CNANO 2023» : Inscription / identification'. Underneath, there is a section for 'Informations personnelles' with three input fields: 'Nom (*)', 'Prénom (*)', and 'Courriel (*)'. Below the form are two buttons: 'Effacer' and 'Suivant'. At the bottom of the form area, there is a button with a green checkmark icon and the text 'Abandonner et retourner à l'accueil'.

Step 3: confirm and pay your registration on CNRS Azurcolloque Payment Platform

The screenshot shows the registration page on the CNRS Azur-Colloque website. The page title is "Azur-Colloque : Registration" with flags for France and the United Kingdom. Below this, the event is identified as "«CNANO 2023» : Registration". The "Logistical information" section contains the following fields:

- Arrival date: 15/03/2023 (format: dd/mm/yyyy)
- Departure date: 17/03/2023 (format: dd/mm/yyyy)
- Arrival time: --:-- (format: hh:mm)
- Departure time: --:-- (format: hh:mm)

There is a text input field for "Comments, any precision you wish to inform the organizer (food intolerance, ...)". At the bottom of the form, there are "Clear" and "Next" buttons, and a "Give up and go back to homepage" button with a trash icon.

Step 3: confirm and pay your registration on CNRS Azurcolloque Payment Platform




The screenshot shows the 'Azur-Colloque : Registration' page for '«CNANO 2023» : Registration / Billing'. The page is titled 'Azur-Colloque : Registration' with a small French flag icon. Below the title, it says '«CNANO 2023» : Registration / Billing'. The main section is titled 'Payer' and contains the following fields:



- The invoice must be established :**
 - to your name :
 - to organization's name :
 - Address (*) :
 - ZIP Code (*) :
 - City (*) :
 - Country (*) :
- Tax information**
 - Has your organization a professional ID (for EU countries: VAT number, for others: fiscal or commercial number for example) :
 - Yes
 - If so, mention it :
 - No


At the bottom of the form, there is a red bar with the text: I certify that the billing elements listed above are correct. The outcome of these invoice information will not be editable.

Below the red bar, there are buttons for 'Back', 'Clear', and 'Next'. At the very bottom, there is a link that says 'Give up and go back to homepage'.

Step 3: confirm and pay your registration on CNRS Azurcolloque Payment Platform


 *Azur-Colloque* [Home](#) | [Log In](#) | [Contact](#) | [Financial](#)  

Azur-Colloque : Registration  

«CNANO 2023» : Registration / Price → Fees incl. taxes 

Price range

Category (*) :

Extras : Contribution financière au Gala Dinner du 16/03/2023 : 48 € → Please, do not select if you are an invited participant 

(*) : Required field

Step 3: confirm and pay your registration on CNRS Azurcolloque Payment Platform

The screenshot shows the payment interface for «CNANO 2023» registration. The page title is «CNANO 2023» : Registration / Payment. The bill section shows the following details:

Registration as :	
Académiques (Chercheurs/Enseignants-chercheurs/Ingénieurs/Techniciens)	

Extras :	
Contribution financière au Gala Dinner du 16/03/2023	
Total HT	480
Tax rates (10%)	48
Total TTC	528

A red arrow points from the Total TTC value of 528 to the text: **fees incl. taxes + gala dinner extra cost**.

Payment method

Payment choice :

Please pay by credit card without any stop during the payment process :

Online payment (Accepted cards are CB, VISA, Mastercard and e-cartesbleues)

Purchase order is allowed only for french organizations :

Transfer or purchase order

Buttons: Clear, Next, Give up and go back to homepage



For French academic organizations only

If you chose to pay by purchase order, you can send it per email to polecolloques@dr2.cnrs.fr cc cnano2023@sciencesconf.org

Step 3: confirm and pay your registration on CNRS Azurcolloque Payment Platform

Payment by credit card

The screenshot shows the CNRS Azur-Colloque website interface. At the top, there is a navigation bar with the CNRS logo, the text "Azur-Colloque", and links for "Home", "Log In", "Contact", and "Financial". Below the navigation bar, there is a main content area. On the left, there is a section titled "Azur-Colloque : Registration" with a red box around the "SE" icon and a red arrow pointing to a warning message. The warning message is a yellow triangle with an exclamation mark and the text "it is not possible to pay using the CNRS credit card « carte d'achats »". Below this, there is a section titled "«CNANO 2023» : Registration / Payment by credit card". This section contains three main areas: "Redirection" with a blue background and a "Paybox payment" button; "Cancel" with a pink background and a "Remove" button; and "Payment" with a blue background and a "Go back to payment" button. At the bottom of the "Payment" section, there is a "Give up and go back to homepage" button.

Step 3: confirm and pay your registration on CNRS Azurcolloque Payment Platform

Payment by credit card

The screenshot shows a web browser window with the URL https://tpeweb.paybox.com/cgi/MyPagepaiement.cgi?PBX_SITE=2394493&PBX_RANG=001&PBX_IDENTIF. The main content area displays a payment form for 528.00 EUR. The form includes fields for Card number, Expiry date (MM/YY), and Cryptogram (3 digits on the back of your card). There are buttons for '<< CANCEL' and 'VALIDATE >>'. The form is flanked by logos for VISA SECURE ID Check on the left and Verifone e-commerce on the right. Below the form, there are flags for France, UK, Germany, Spain, and Portugal, along with the text 'Paybox © Security Information Shop : France' and 'MPADS 5.5 version 1.0.0'. At the bottom, a note states: 'If your bank subscribes to the secured payments programme Verified by Visa or SecureCode Mastercard, after clicking on "SUBMIT" a new screen will be displayed, inviting you to confirm with a code that is different to your PIN number.'

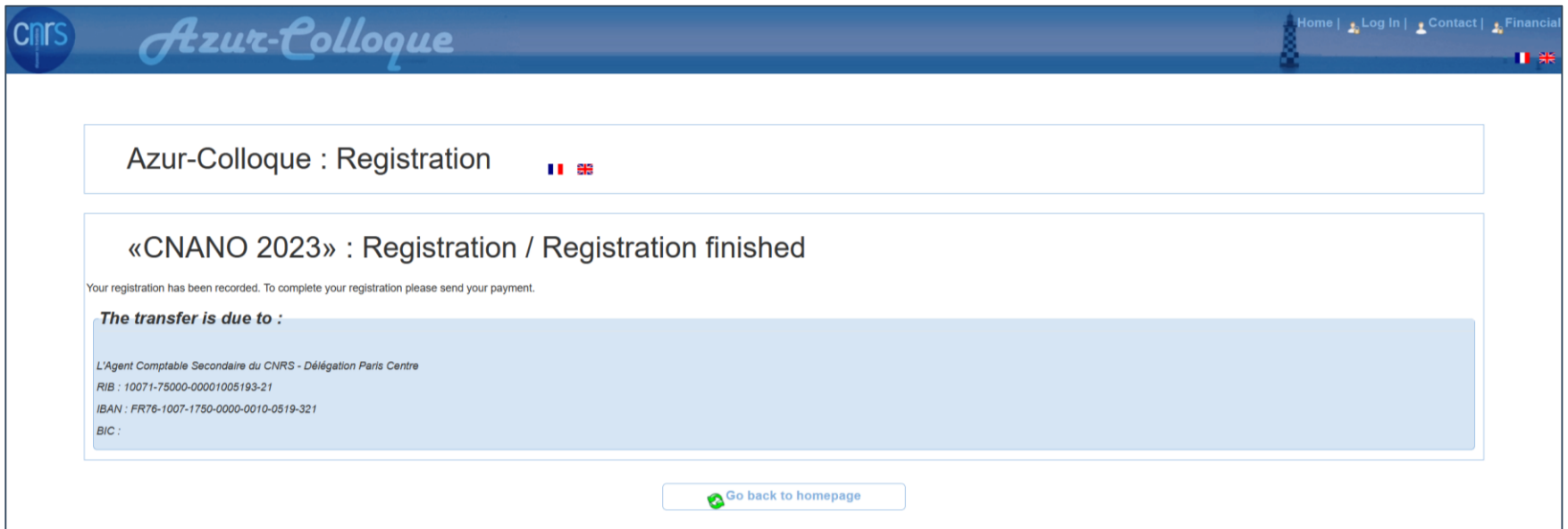
Step 3: confirm and pay your registration on CNRS Azurcolloque Payment Platform

Payment by purchase order or bank transfer

The screenshot shows the CNRS Azur-Colloque website interface. At the top, there is a navigation bar with the CNRS logo, the text "Azur-Colloque", and links for "Home", "Log In", "Contact", and "Financial". Below the navigation bar, the page title is "Azur-Colloque : Registration" with a small French and English flag icon. The main content area is titled "«CNANO 2023» : Registration / Data for transfer". Underneath, there is a section for "Contact information for the transfer's sender" with three input fields: "Contact name (*)", "Phone (*)", and "E-Mail (*)". At the bottom of this section, there are "Clear" and "Next" buttons. Below the main form area, there is a button that says "Give up and go back to homepage" with a small green icon.

Step 3: confirm and pay your registration on CNRS Azurcolloque Payment Platform

Payment by purchase order or bank transfer



The screenshot shows the CNRS Azur-Colloque website interface. At the top, there is a navigation bar with the CNRS logo, the text "Azur-Colloque", and links for "Home", "Log In", "Contact", and "Financial". Below the navigation bar, the main content area displays "Azur-Colloque : Registration" with flags for France and the UK. A large heading reads "«CNANO 2023» : Registration / Registration finished". Below this, a message states: "Your registration has been recorded. To complete your registration please send your payment." A section titled "The transfer is due to :" contains the following banking information: "L'Agent Comptable Secondaire du CNRS - Délégation Paris Centre", "RIB : 10071-75000-00001005193-21", "IBAN : FR76-1007-1750-0000-0010-0519-321", and "BIC :". At the bottom of the page, there is a button labeled "Go back to homepage".

C'Nano
THE NANOSCIENCE MEETING

Poitiers
March, 15, 16 and 17

2023




**Thank you and
See you soon in Poitiers!**

More information: cnano2023.sciencesconf.org

Contact: cnano2023@sciencesconf.org



www.cnano.fr

 01 44 27 60 87  cnano_com@cnrs.fr  www.cnano.fr

 [@CNano_national](https://twitter.com/CNano_national)  [C'Nano](https://www.linkedin.com/company/CNano)